

RALLI INTERNATIONAL SCHOOL

SESSION: 2023-24

NOVEMBER EL REPORT

Learning by Doing offers a robust framework for fostering deep, meaningful learning experiences.

-John Dewey

In our school, we have embraced the philosophy of "learning by doing". This is an active learning methodology based on experience to assimilate concepts through actions. It also encourages the student to learn from mistakes and draw conclusions after analyzing the practice in a clear spirit of continuous improvement. Its objective is to prevent the student from forgetting the knowledge learned over time through experience instead of passively assimilating concepts through memory, making them much briefer. Students enjoy doing the activities and understood the subject for lifetime.

CLASS: I

ENGLISH

Describing It

Describing Words are aimed to enhance the language skills of students by using pictures as a stimuli to describe words.

Students learnt the concept of Describing Words with the help of "Describe It" activity.



In this activity, students were asked to bring one picture of any object (for e.g. their favourite toy, flower, fruit, cartoon character etc.) from their home and were given time to closely observe the pictures, fostering curiosity and promoting attention to detail. Each student was given a task to write four describing words for the picture. Thus, this activity not only contributed to language development but also encouraged creativity, critical thinking and effective communication skills.

HINDI

शब्द थैला

हिन्दी भाषा को शुद्ध रूप से जानने के लिए मात्राओं का ज्ञान बहुत आवश्यक है। इसलिए अ से औ तक की मात्रा वाले शब्द सीखना आवश्यक है।

सभी मात्राओं में से ही एक मात्रा है - ऐ। इसे समझने के लिए कक्षा में एक गतिविधि 'शब्द थैला' कराई गयी। विद्यार्थियों को सर्वप्रथम ए एवं ऐ की मात्रा के चित्र दिखाए गए, जिसमें से उन्होंने ऐ की मात्रा के चित्र पहचान कर उनके शब्द अपने बनाए थैले में लिखे। इस मनोरंजक व रचनात्मक गतिविधि में विद्यार्थियों ने अत्यधिक उत्साह के साथ भाग लिया। इस गतिविधि के द्वारा विद्यार्थियों की शब्दावली में भी वृद्धि हुई।



MATHS

Number Name Bingo

Number Names provide insights into the learning process and deeper and better understanding of numerals.

*To make students understand this concept, an activity '**NUMBER NAME BINGO**' was conducted in the class, wherein students were provided with Bingo cards with number names written on it. The teacher called out the numbers and the students marked the corresponding number name on their cards. Thus, with the help of this activity, students demonstrated a better understanding of Number Names (11-20) as they could recognize and recapitulate the number names from 11-20 making it easier for them to identify and use these number names in word problems. Through this activity, they learnt to pronounce them correctly and it also provided them with the vocabulary to understand and communicate numbers, which is an important life skill.*



EVS

Role Play on Community Helpers

Community helpers play a vital role in society. They are the people who assist with maintaining the physical and mental well being of community members. They make our life easy and comfortable. We cannot imagine our life without them. To know the value of community helpers, students played role of community helpers and spoke few lines about them. Through this activity, they were able to know their importance in our day today life. They were also

introduced to the special uniforms some of our community helpers wear. They also talked about the helpers they see at their school and in their surroundings.

Students appreciated their role in the community and also learned that they provide us with safety and comfort if a disaster or emergency does occur.



CLASS 2

ENGLISH

Was/Were Jumping in the Pond:

'Was' and 'were' are crucial linguistic components that aid children to comprehend and properly apply the concepts in day-to-day conversations. In this activity, teacher drew sketch of two ponds on the floor and wrote - was and were. Students were called one by one, they were given a word - noun or pronoun and were asked to find out what can be applied with it - was or were? The students identified the same and jumped accordingly in the correct pond. They learnt to apply these verbs with singular and plural past tense sentences. They also, used these verbs in different situations given to them by the teacher.



This activity helped the child to comprehend the correct usage of was or were.

HINDI

लिंग - पहचान कौन?


विद्यार्थियों ने लिंग की परिभाषा को समझते हुए उनके भेदों को जाना, जिससे उन्हें अपने दैनिक जीवन की भाषा शैली में प्रयोग करने में मदद मिलेगी। व्याकरण में लिंग की अच्छी समझ छात्रों को सही भाषा का प्रयोग करने में मदद करती है और भाषा के संचार को सुगम बनाती है।

विद्यार्थियों ने गतिविधि के दौरान सफ़ेद पट पर दी गई कहानी को पढ़ा और उसमें से सही लिंग (पुल्लिंग और स्त्रीलिंग) को छाँटकर कार्यपुस्तिका में लिखा। इस गतिविधि के माध्यम से विद्यार्थियों की मानसिक शक्ति का विकास हुआ अथवा शब्द भंडार में वृद्धि हुई। इस गतिविधि को बच्चों ने बहुत ही उत्साह और समझदारी के साथ पूरा किया।



MATHS

Balance the Equation:



Addition and subtraction of numbers are fundamental mathematical operations which are used in our everyday life. Through this activity, students created a balancing scale and wrote an addition and



subtraction sum on both sides with the same answer. This enabled students to brainstorm the sums that could balance their scale and simultaneously revise the concept in a creative way.

They explored that this operation can be applied to both sides of the equation to keep it balanced.

Equivalence was explained when scale was balanced. Students found it easier to establish a relation between these two mathematical operations.



Spin The Yarn:

Number names are important for students as they build a strong foundation in Mathematics, enhance their numeracy skills, and make real-world connections.

In this activity, students listened the story with jumbled number names in it. They arranged the letters to find the correct number name and wrote it on a table along with its numeral in their notebook.



This activity helped in the recapitulation of number names in a fun way. They learnt to use sentences in a correct manner while they listened to and respond to the story. The transdisciplinary approach helped them to link Mathematics with English.



EVS **Animal Bingo**

There are different types of animals around us. We get many things from them. It is important for us to take care of the animals. Animal Bingo

activity was conducted in which students drew a grid, wrote animal names in it and identified different animals by solving the riddles asked by the teacher. Through this activity they were able to differentiate between wild animals and domestic animals. A discussion on treating the animals well and respecting their habitat also took place in the class wherein students shared their views.



CLASS 3

ENGLISH

Sorting of Verb Tenses

Verb tenses make up a huge part of a language, and English is no exception. Verb tenses give us the power to add the element of time to our communication, which is super important.



Through the 'Sort Tenses Activity', students were able to drill the concept of each verb tense. It focused on segregation of sentences based on past, present and future forms by putting them

in the correct places, matching with their respective groups. They learnt that through tenses they get the knowledge of the time of an event and that tenses are used to define the time of an action.



HINDI

अनेक शब्दों के लिए एक शब्द- पाँपकॉर्न

‘अनेक शब्दों के लिए एक शब्द’ का प्रयोग भाषा को सहज और प्रभावशाली बनाता है । नवंबर माह में कक्षा तीन के सभी विद्यार्थियों को अध्यापिका के मार्गदर्शन में ‘अनेक शब्दों के लिए एक शब्द’ पर आधारित गतिविधि (पाँपकॉर्न) करवाई गई, जिसका उद्देश्य विद्यार्थियों के ज्ञान को स्थाई रूप से दृढ़ बनाना था । इस गतिविधि में विद्यार्थियों ने ए-4 शीट पर पाँपकॉर्न का चित्र बनाया तथा अध्यापिका द्वारा पूछे गए अनेक शब्दों के लिए



एक शब्द बताते हुए अलग-अलग पॉपकॉर्न के चित्र पर लिखा | इस गतिविधि के द्वारा विद्यार्थियों की शब्दावली, कलात्मकता, मौखिक एवं लिखित अभिव्यक्ति का विकास हुआ |

MATHS

Build Your Division Snowman-

The main aim for the activity was to ensure students develop the conceptual understanding of division as repeated subtraction. In the activity, students used circle cut outs of different sizes to perform subtraction in each circle till they get zero. Later, students counted the number of circles they used. This gave the quotient. Students pasted these circles cut outs in the form of a snow man and decorated it using their creativity. Students were able to visually represent the division as repeated subtraction.



EVS

Life Cycle of a Bird

The activity focused on fascinating life cycle of birds. The main objective was to introduce students to the various stages in life cycle of bird.

Activity began with an interactive discussion on various types of birds and their life cycle.





With the help of this activity, students were able to acquire knowledge and understanding about hatching, incubation and nests of birds too. In this activity children created the lifecycle on A4 sheet using paper cut outs, feathers, waste material etc.

Activity concluded with a brief recap, reinforcing the importance of understanding various stages in life cycle of birds.




CLASS-4

ENGLISH

TENSES SQUAD

Tenses are modifications of a verb that help to indicate time. They form the foundation of English language. They help in developing grammatically correct speaking and writing skills.

The activity "Tenses Squad" aimed to enhance students' understanding of using appropriate tenses and construct meaningful sentences.



In this activity, students were shown different action pictures and were asked to describe each picture in simple forms of tenses.



The activity helped the students to link daily life situations with grammar which helped them to give a boost to their creativity and imagination. The

students participated with immense zeal and enthusiasm. They successfully learnt the simple forms of tenses in a creative way.





हिंदी

विलोम शब्द लता

शब्दों के विपरीत जानने से हमें विभिन्न अवधारणाओं की तुलना करने में मदद मिल सकती है, जिससे हमारी शब्दावली विकसित होती है। विलोम शब्दों का उपयोग भाषा को विविधता प्रदान करने के लिए किया जाता है। इसी उद्देश्य को पूर्ण करने हेतु नवंबर माह में विलोम शब्द से संबंधित गतिविधि 'विलोम शब्द लता' करवाई गई। इसके द्वारा सभी विद्यार्थियों ने अपनी सृजनात्मकता का परिचय देते हुए विलोम शब्द लता का



निर्माण किया। गतिविधि के द्वारा विद्यार्थियों ने विभिन्न शब्दों के विलोम के बारे में जाना व अपने भाषा कौशल व कलात्मक कौशल का विकास किया।

MATH



Matching Time From 12-Hour Clock To 24-Hour Clock And Vice-Versa

The fun learning activity was conducted in class in which cards were distributed carrying time in 12-hour clock time or 24-hour clock time randomly to the students. Real life situations were provided by the teacher in the form of sentences. Two students having the same answer were asked to match the timings on two clocks. They



encouraged and helped each other to understand the concept. Students learnt that the 24-hour clock is commonly used there only in some specialist areas like military, aviation, navigation, tourism, meteorology, astronomy, computing, logistics, emergency services, hospitals.

The concept was reinforced thoroughly through this fun-based activity.



EVS-I

Our Universe The Solar System

The planets are the largest and most visible bodies in the solar system. In order to enhance understanding of students about the planets the students were asked to share the interesting facts of on



any one planet of their choice. Children made beautiful props and also shared the facts. They explored some

interesting information about planets and it also helped them in going further with the topic. Students enjoyed the activity and participated with zest and zeal.



EVS-II

Collage Making

Activities are the building blocks of a brighter tomorrow that help to learn and grow together. To achieve this objective and make learning more fun a learning based creative activity was conducted in EVS 2 class to make the students aware of the underwater animals and the world. Students prepared a beautiful collage of underwater animals in the form of a scenery. This activity helped them to understand that oceans are home to seahorses, dolphins, whales, corals and many other living creatures. Teacher guided them about the importance of oceans which provide life support to our planet.



LA FAMILLE

La Famille

Experiential learning activity on the topic 'La Famille' was assigned to the students of Class IV. The sole purpose of the activity was to learn family member's name in French and how to pronounce each word in French. The activity was performed individually by all the

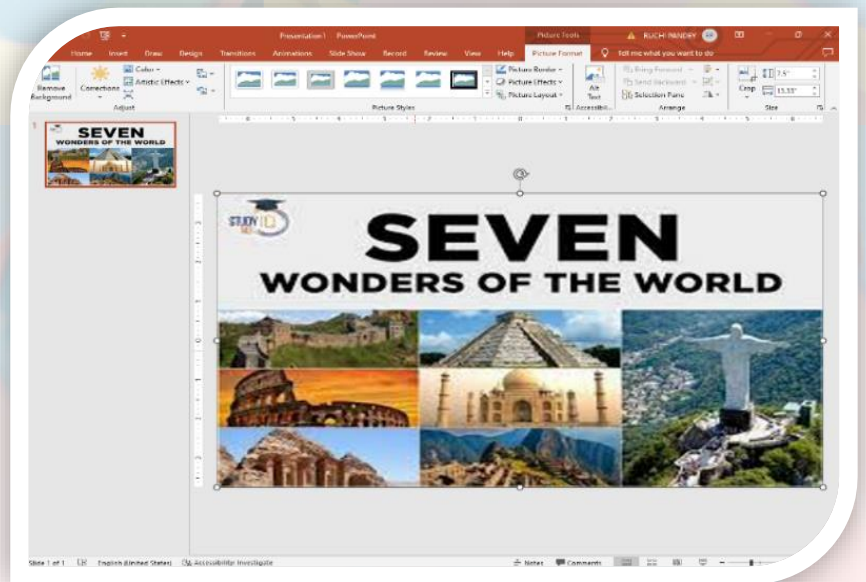
students, they were guided to make a family tree and paste passport size photos of each family member and write their relation with them in French language. The Activity was held during the French period. Students were totally engrossed in this activity as they found it quite interesting.







COMPUTER SCIENCE

PowerPoint Presentation on 7 wonders of the world.

Students of class IV were guided to make a PowerPoint presentation on the topic "Seven Wonders of the World". The students made use of different slides to prepare an attractive presentation. They collected information from internet to prepare the slides. Use of images was done to make the presentation interesting. Different slide backgrounds were included. Various formatting tools were used to enhance the presentation.





CLASS-5

ENGLISH

Tense Timeline

Tense timeline activity was conducted during the month of November for class V. The students were given mixed sentences for Simple, Continuous and Perfect form of tenses. One of the keys to learning a language is learning, how that language refers to, and describes,



time and events, or states, that occur in the realm of time. Therefore, they created a timeline on an A3 size sheet, sorted all the sentences and wrote them under the correct tense headings. The activity turned out to be a great success. All the students participated enthusiastically and were able to sort the given sentences. It was really a fun filled learning experience for the students as it helped them to learn it in a pragmatic way. They learnt how language refers to time in different ways.



हिंदी

विलोम मछली

अनुभव आधारित गतिविधि विद्यार्थियों को नए अनुभवों को तलाश करने, सीखने में रुचि पैदा करने तथा शब्दावली का विकास करने में सहायक होती हैं। इसी उद्देश्य द्वारा कक्षा पाँच के विद्यार्थियों द्वारा अनुभव आधारित गतिविधि (विलोम मछली)



करवाई गई | विद्यार्थियों ने अपनी सृजनात्मकता का परिचय देते हुए विलोम मछली' का निर्माण किया | जिसमें उन्होंने कक्षा में सीखे गए शब्दों के विलोम लिखें। इस गतिविधि द्वारा उनकी शब्दावली व सृजनात्मकता का विकास हुआ।



EVS-1

Phases Of The Moon

A hands-on activity on Phases of Moon was conducted in Class V wherein students were guided to make a model of different phases of the moon on

A-3 size black sheet, by some glitter sheets and cut-outs of Earth and Sun. This activity helped them to gain a visual and




tactile understanding of different phases of the moon in sequence.

They learnt about seasonal changes, the varying length of daylight and darkness, how humans organize time according to the phases of the moon.

EVS-II

Revolt of 1857



The Revolt of 1857 was a conscious beginning of Independence. It laid the foundation for the future freedom struggle.

After a brainstorming session in the class, the students were asked to write and speak about the leaders of the Revolt of 1857 on A4 sheet. The speaking activity during the Revolt of 1857 proved to be a valuable educational experience for them. Through this activity students not only gained a deeper understanding of this




historical event but it also helped them understand the struggle for freedom and it also honed their communication skills. This activity served as an effective way to foster a sense of historical awareness, sense of patriotism and curiosity among the students.

FRENCH

Décrivez votre camarade

(Describe your friend)

Experiential learning activity on the topic ' Décrivez votre camarade' was assigned to the students of class V. A speaking skills activity was performed individually by all the students. The motive of the activity was to improve speaking skills of students. Students were asked to describe their friends during classroom session. This activity helped them to enhance their French vocabulary and they also learnt to frame sentences. Students were well prepared and enthusiastic to perform the activity.



संस्कृत

मध्यमपुरुष द्विवचन का चित्र बनाकर संस्कृत में वाक्य रचना



किसी व्यक्ति विशेष के लिए जिन संज्ञा और सर्वनाम शब्दों का प्रयोग किया जाता है उसे ही संस्कृत में पुरुष कहते हैं। संस्कृत में पुरुष के तीन प्रकार हैं - प्रथमपुरुष ,मध्यम पुरुष ,उत्तमपुरुष । बातचीत के

क्रम में सुनने वाले के लिए मध्यम पुरुष का प्रयोग किया जाता है। छात्रों को कक्षा में मध्यम पुरुष द्विवचन से संबंधित कॉपी या A4 शीट पर सुंदर चित्र बनाकर संस्कृत में वाक्य रचना करवाई गई। छात्रों ने इस



गतिविधि में उत्साहपूर्वक भाग लिया तथा अपने कौशलों का प्रदर्शन किया ।

COMPUTER

Creating Spreadsheet in MS-Excel

In the following activity, students were guided to work in MS-Excel. They were asked to create a Monthly Sales Report. In order to create this report,

children used text color, fill color, merge & centre features.

They were also able to change the width and

height of the column and rows to create an attractive worksheet.



This activity helped the students to gain a practical understanding of how spreadsheets can be powerful tools for organizing and analysing information.

